

LTB-8 rackmount platform

BRING POWER TO YOUR LAB

- The LTB-8 is a powerful, scalable, eight-slot rackmount platform designed for advanced lab and manufacturing applications.



PART OF THE
EXFO | FTB ecosystem



EXFO | MULTILINK



KEY FEATURES AND BENEFITS

Two configurations: Stand-alone or managed infrastructure for simultaneous multi-user control

Flexible and scalable: Compact 3U solution with high-level module density for in-rack or tabletop applications

Hot swappable: Intelligent module with hot-swap capability, enabling a quick transition from platform to platform, or from rackmount platform to portable platform without powering down

Industrial-grade computer design: Simple, easy-to-use design powered by a quad-core processor with the Microsoft operating system

Connectivity: USB 3.0, LAN, Sync and AMT port for maximum connectivity options

Out-of-band management: Optimal remote access for maintenance or initial setup using the Intel® Active Management Technology (Intel® AMT)

Increased performance and data reliability: RAID 1 mirroring for redundancy and data protection

Automation: Power and flexibility to run automation software and protocol scripts without an external personal computer

Multi-user sharing: Efficient utilization of test resources and minimization of capital expenditures (CAPEX)

RELATED PRODUCTS AND APPLICATIONS



Fiber inspection scope
FIP-400B (USB)



400G-to-800G
multiservice testing
FTBx-88460/LTK8-800G



100G multiservice
test module
FTBx-88260NGE




Multi-user interface
EXFO Multilink



Optical spectrum analyzers
FTBx-5245/FTBx-5255/
FTBx-5243-HWA

EXFO'S LTB-8 PLATFORM

The LTB-8 first-in-class platform is a versatile solution addressing numerous transport and datacom applications. Whether in the design lab or during the manufacturing process, the LTB-8 provides users with added versatility and power for today's complex network.



DO MORE!

The Windows 10 operating system allows for a wide choice of third-party applications and supports an extensive range of USB devices.

- Start faster and multitask
- Use the Office suite
- Connect to printers, cameras, keyboards, mice, and more

Bring your own apps



Share your desktop (e.g., using TeamViewer)



Antivirus software



Communicate via email and over-the-top (OTT) apps



Record and automate actions



Share files via cloud-based storage

TRANSPORT AND DATACOM MULTISERVICE TEST MODULES



FTBx-88260 Power Blazer

- 40G/100G CFP4 and QSFPx high-speed module
- Fully loaded, Ethernet testing including 10 GigE, RFC 6349 and EXFO's iSAM for 100G testing
- OTN multistage, multiplexing testing capabilities with ODU0 and ODUFlex support
- Up to FC16X Fibre Channel true wire-speed traffic generation and monitoring



FTBx-88460 Power Blazer

- 400G testing at its best, LTB-8 support dual FTBx-88460 modules for 800G testing requirements
- State-of-the-art Open Transceiver System (OTS) designed for full flexibility with current and future transceivers
- Supports 4xQSFP28 ports, CFP8, QSFP-DD and OSFP interfaces



FTBx-8870/FTBx-8880 Power Blazer

- Fully loaded, Ethernet testing including 10 GigE dual ports, OTN, RFC 6349 and EXFO's iSAM for 100G testing
- SONET/SDH, DS_n/PDH, ISDN PRI, FTTA, Fibre Channel and packet synchronization

OPTICAL TEST MODULES

HIGH-PERFORMANCE POWER METER



FTBx-1750

- Fast, accurate and flexible power measurements in a platform-based solution
- Remote measurement head for high-power readings

VARIABLE ATTENUATOR



FTBx-3500

- Ideal for transceiver testing and system verification in demanding 24/7 production environments
- Power monitoring and BER testing

OPTICAL SWITCHES



FTBx-9110/FTBx-9160

- Provide highly accurate and repeatable fiber-to-fiber switching
- MEMs-based design or opto-mechanical models available
- From 1x2 up to 1x32 configurations



LTBe-9110

- Repeatable fiber-to-fiber switching in a compact format
- Singlemode 1x4 and 1x8
- ½U rackmount casing

OPTICAL SPECTRUM ANALYZERS



FTBx-5245/FTBx-5255

Delivers a full range of spectral analysis capabilities for testing lasers, transmitter optical subassemblies (TOSAs), transmitters or full optical systems



FTBx-5243-HWA

High wavelength accuracy optical spectrum analyzer for DWDM, CWDM and DWDM over CWDM networks

UTILITY MODULE



FTBx-9600

- The utility module can integrate couplers and splitters into the LTB-12 platform
- 1x2 up to 1x8 couplers with various ratios

LIGHT SOURCES



FTBx-2150

Single or multiwavelength, multimode LED diodes and singlemode DFB lasers for insertion loss and optical return loss testing



FTBx-2250

Broadband light source, covering all bands required for telecommunication applications and PON testing



FTBx-2850

µITLA continuous wave (CW) tunable laser with a high-power output, narrow linewidth and high-resolution tunability for coherent/OFDM transmission and WDM network emulation

OTDR MODULES



FTBx-720C

Ideally designed OTDR for everyday field testing in any access network. With an iOLM application for both singlemode and multimode testing, it's the most automated and intelligent troubleshooting tool for FTTA, LAN and data centers



FTBx-730C

Seamlessly characterize splitters in PON FTTx and MDU applications



FTBx-735C

High-resolution OTDR designed for metro network testing and splitter characterization in PON FTTx applications



FTBx-750C

High dynamic range combined with high resolution for highly accurate fiber characterization

FIBER CONNECTOR INSPECTION AND CERTIFICATION—THE ESSENTIAL FIRST STEP



100%
automated^a

1-step
process^a

57%
shorter test time^b

Taking the time to properly inspect a fiber-optic cable can prevent a slew of problems down the line—saving you time, money and headaches.

FIP-430B | The first fully automated fiber inspection scope for the field

Housing a unique automatic focus adjustment system, the FIP-430B automates each operation in the connector endface inspection sequence, transforming this critical process into one quick and easy step that can be performed by technicians of all skill levels.

Three models to fit your budget

FEATURES	Basic FIP-410B	Semi-automated FIP-420B	Fully automated FIP-430B
Three magnification levels	•	•	•
Image capture	•	•	•
Five-megapixel CMOS capturing device	•	•	•
Automatic fiber image-centering function		•	•
Automatic focus adjustment			•
Onboard pass/fail analysis		•	•
Pass/fail LED indicator		•	•

Read the [FIP-400B specification sheet](#) or visit [EXFO.com/keepthefocus](https://www.exfo.com/keepthefocus) for more information.

SOFTWARE TEST TOOLS

These platform-based software testing tools enhance the value of the LTB-8 platform, providing additional monitoring and inspection testing capabilities.

Wireshark—Third-party test tools

This live-network packet-capture utility makes it possible to look “inside” the packets and obtain data such as transmission time, source, destination, protocol type, etc. Users can then diagnose a problem or root out suspicious behavior.

Intel® Active Management Technology (Intel® AMT)

Remotely manage the platform (out-of-band management) without being dependent on the operating system or the state of the unit. The AMT Web-based application simplifies the out-of-the-box experience and, as an open-source solution, allows programmable remote troubleshooting recovery with extended capabilities and increased effectiveness.



EXFO Remote ToolBox

The Remote ToolBox application remotely controls T&D modules installed on the platform using a remote PC and an Ethernet connection.

Automate asset management. Push test data in the cloud. Get connected.

EXFO | Connect

EXFO Connect pushes and stores test equipment and test-data content automatically in the cloud, allowing you to streamline test operation from build-out to maintenance.

a. Model FIP-430B only.

b. Data sourced from EXFO's case study, with calculation based on typical analysis time.

SOFTWARE TEST TOOLS (CONT'D)



ConnectorMax2—Software applications

Providing lightning-fast results in the first step of fiber-link testing, ConnectorMax2 is a powerful platform-based, automated inspection application; it delivers quick pass/fail assessment of connector end faces and is specifically designed to save both time and money in the field and in the lab.



EXFO TFv
Test function virtualization

EXFO TFv

EXFO TFv—Test Function Virtualization is the industry’s first suite of defined offerings that focuses on test function virtualization. EXFO TFv offers all the benefits of virtualization through the seamless enablement of test functions on any EXFO test asset, at any time. This suite is ideal for lab managers who are looking to scale their testing requirements to their specific user needs. Under the EXFO TFv umbrella are FTB Anywhere floating licenses and FTB OnDemand time-based software licenses.

Benefits

- Maximizes ROI on test equipment expenditures
- Provides financial flexibility with spending options tailored to CAPEX and/or OPEX
- Optimizes test-asset investments and ensures the timely availability of required test functionality
- Enables carriers to gradually increase their test capabilities to match the rollout of new service offerings

FTB Anywhere: floating test licenses

FTB Anywhere allows EXFO’s platform users to share floating test licenses and get the required functionality—anywhere, anytime. In short, the customer owns the software licenses and can share them between EXFO’s platforms.

FTB OnDemand: time-based software licenses

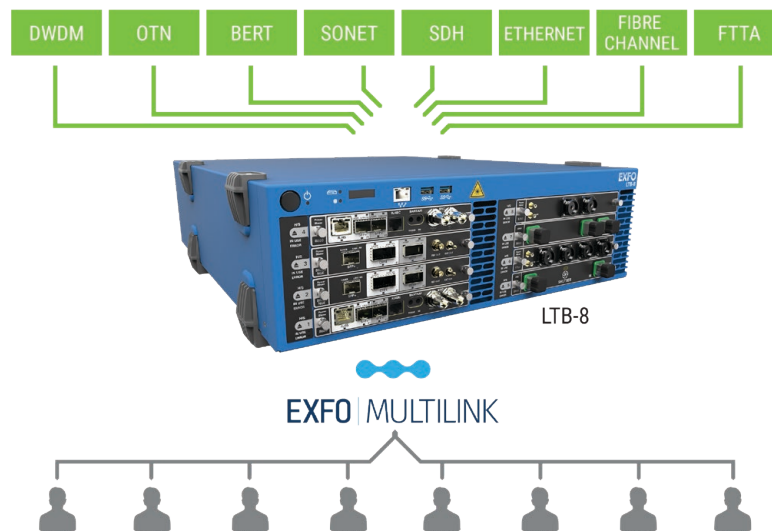
Part of EXFO TFv, FTB OnDemand allows customers to activate a wide range of test functionalities (e.g., 100G testing) for a specific period of time to match their exact needs. This flexibility is perfect for situations where a test function is only needed for a specific project or for a new service that is still in the early ramp-up stage.



EXFO | MULTILINK

EXFO Multilink


The value of connectivity resides in the ability to access your EXFO platform anywhere, using any mainstream Web browser. EXFO Multilink is a multi-user, multichassis and multimodule software application that enables remote control access of each chassis and module through a centralized dashboard.



ADAPTED FOR DEDICATED APPLICATIONS. DEDICATED TO HELPING YOU ADAPT.

Thanks to its small format, ultra-powerful processing and highly intuitive interface, the LTB-8 is optimized to enable lab users to carry out dedicated Ethernet and OTN test applications simply and efficiently.

- | | | | | |
|------------------------------|--|---------------------------|-----------------------------|-----------------|
| 1 Power button | 7 USB 3.0 ports (2) | 13 BNC sync port | 19 USB 3.0 ports (4) | 25 Power supply |
| 2 Power LED | 8 Module status LEDs | 14 RJ45 time-of-day port | 20 Video port (VGA) | |
| 3 Status LED | 9 Module eject button | 15 BNC external clock | 21 Video port (DVI) | |
| 4 Hard disk LED | 10 Module slots (eight available in total) | 16 Dry contact relays (3) | 22 Serial port | |
| 5 System information display | 11 Ethernet ports | 17 Audio port | 23 Hard disk drive bays (2) | |
| 6 Ethernet management port | 12 BNC trigger ports (in and out) | 18 Microphone port | 24 Grounding lug | |



SPECIFICATIONS^a

Mainframe	Quad-core Intel processor/16 GB RAM/Windows 10	
Interfaces	<ul style="list-style-type: none"> • RJ45 LAN 10/100/100 Mbit/s ports (2) • USB 3.0 ports (6) • DVI and VGA video ports 	<ul style="list-style-type: none"> • Serial RS-232 port • Headset and microphone ports
Storage	256 GB SSD	
Power supply	AC input: 100 V – 240 V \sim ; 50/60 Hz; 10 – 4.2 A	




GENERAL SPECIFICATIONS

Size (H x W x D) ^b	154 mm x 459 mm x 558 mm (6 1/8 in x 18 1/8 in x 22 in)	
Weight	15.5 Kg (34.2 lb)	
Temperature	Operating	0 °C to 40 °C (32 °F to 104 °F)
	Storage	-40 °C to 70 °C (-40 °F to 158 °F)
Relative humidity	0 % to 80 % non-condensing	

ACCESSORIES

GP-10-101	Ruggedized carrying case	GP-2257	Rackmount brackets (kit of 2)
GP-130	GPIB cable (6 feet/2 meters)	GP-2258	USB to GPIB adapter
GP-2016	RJ45 LAN cable (10 feet)	GP-2259	Benchtop feet pads
GP-2256	FTBx module slot blank cover		

LASER SAFETY

	 ATTENTION	<p>The test modules that you use with your unit may have different laser classes. Refer to the module's documentation for exact information.</p>
	 CAUTION	
	LASER 1M	

a. All specifications valid at room temperature.

b. Size only includes feet and not rackmount bracket.

ORDERING INFORMATION

LTB-8-XX-XX-XX-XX

Additional hard drive

- 00 = Without extra hard drive
- RHD = RAID drive (256 GB SSD)

Inspection scope models

- 00 = Without inspection scope
- FP410B = Digital video inspection scope^b
Triple magnification
- FP420B = Analysis digital video inspection scope^b
Automated pass/fail analysis
Triple magnification
Autocentering
- FP430B = Automated analysis digital video inspection scope^b
Automated focus
Automated pass/fail analysis
Triple magnification
Autocentering

Software options

- 00 = Without any software options
- SCOPE = Scope Graph View Measurement

Inspection scope base tips^a

- APC = Includes FIPT-400-U25MA and FIPT-400-SC-APC
- UPC = Includes FIPT-400-U25M and FIPT-400-FC-SC

Example: LTB-8-RHD-FP420B-APC-SCOPE

a. Available if inspection scope is selected. For more information concerning all available optional tips, please visit www.EXFO.com/FIPTips.
 b. Includes ConnectorMax2 software.

EXFO headquarters T +1 418 683-0211 **Toll-free** +1 800 663-3936 (USA and Canada)

EXFO serves over 2000 customers in more than 100 countries. To find your local office contact details, please go to www.EXFO.com/contact.

For the most recent patent marking information, please visit www.EXFO.com/patent. EXFO is certified ISO 9001 and attests to the quality of these products. EXFO has made every effort to ensure that the information contained in this specification sheet is accurate. However, we accept no responsibility for any errors or omissions, and we reserve the right to modify design, characteristics and products at any time without obligation. Units of measurement in this document conform to SI standards and practices. In addition, all of EXFO's manufactured products are compliant with the European Union's WEEE directive. For more information, please visit www.EXFO.com/recycle. **Contact EXFO for prices and availability or to obtain the phone number of your local EXFO distributor.**

For the most recent version of this spec sheet, please go to www.EXFO.com/specs.
 In case of discrepancy, the web version takes precedence over any printed literature.

