

EXFO | Connect

Make your data mean business



EXFO



KNOWLEDGE IS POWER and in t

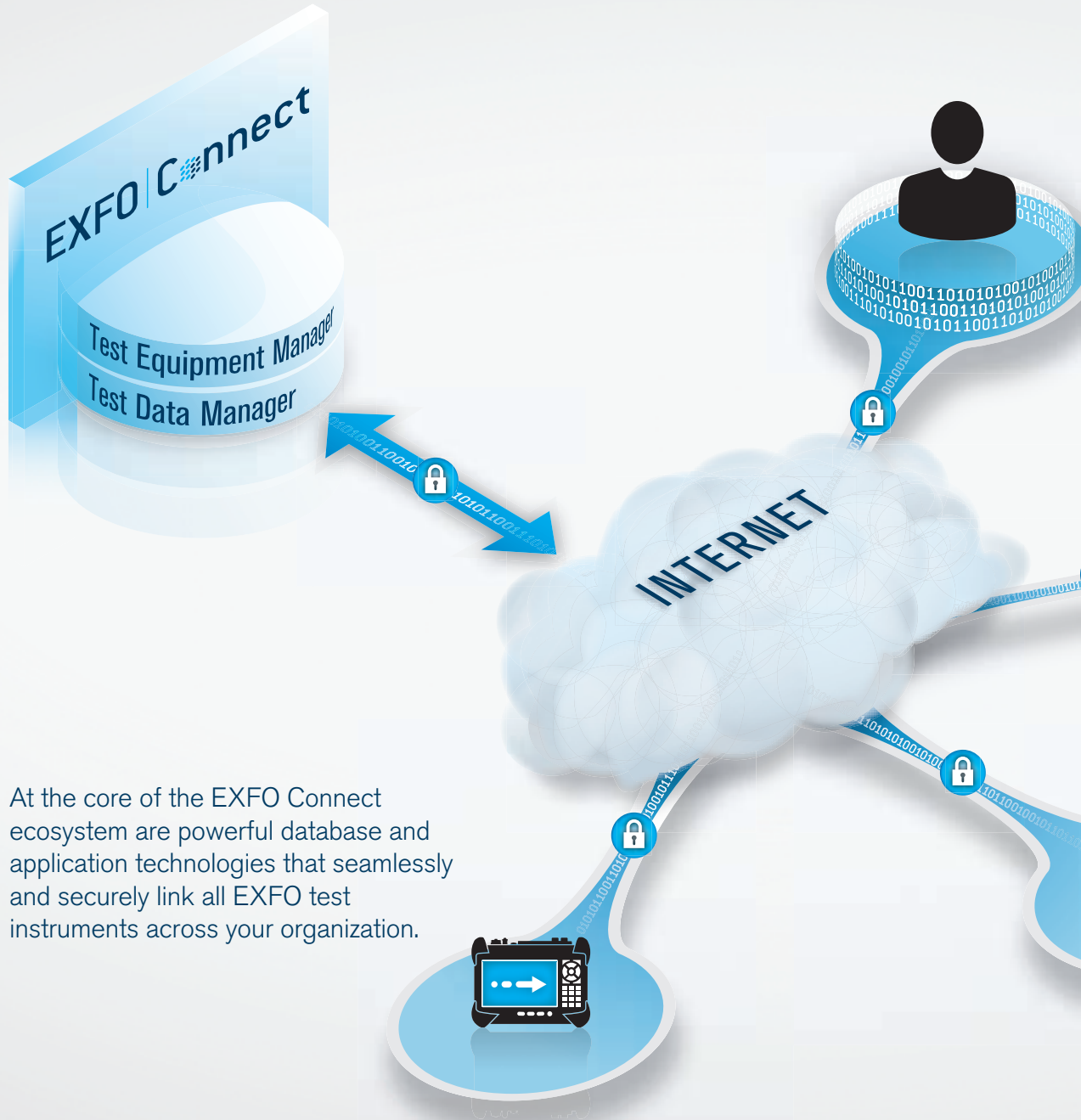
With EXFO Connect, customers have direct acce

EXFO Connect is all about leveraging this information



he test and measurement world, it's no different.
ss to their test results and infrastructure data.
to improve business processes. ”

Claudio Mazzuca, Director—T&D Business Unit, EXFO



At the core of the EXFO Connect ecosystem are powerful database and application technologies that seamlessly and securely link all EXFO test instruments across your organization.

CENTRALIZE. MANAGE. CORRELATE.


EXFO Connect marks a new era of comprehensive test management that's specially designed to tackle the major operational components essential to managing network testing. The software services of EXFO Connect include a powerful reporting engine, 24/7 global access through a web-based interface, secure communication links, as well as a fully managed infrastructure for security and backups.

EXFO Connect hosts two core applications—**Test Equipment Manager** and **Test Data Manager**. These applications centralize, manage and correlate your EXFO test equipment and data, allowing you to streamline your test operations to enable you to take immediate action and rapidly fix issues, translating into increased business efficiency.

EXFO Connect provides a unified solution to manage EXFO's FTB line of portable platforms.



PLATFORM PROFILE



- >Status
Update in progress
- >Owner
Tech1 Tech2 Tech3
- >Location
City/Country
- >Modules
1 2 3 4 5 6
- >Options +

PLATFORM PROFILE



- >Status
Active
- >Owner
Tech1 Tech2
- >Location
City/Country
- >Modules
1 2 3 4 5
- >Options +

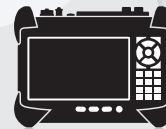
PLATFORM PROFILE



- >Status
Active
- >Owner
Tech1 Tech2 Tech3
- >Location
City/Country
- >Modules
1 2 3 4 5
- >Options +

EXFO | Connect

PLATFORM PROFILE



- >Status
Passive
- >Owner
Tech1 Tech2 Tech3
- >Location
City/Country
- >Modules
1 2
- >Options +

CONTROL YOUR TEST GEAR

PLATFORM PROFILE



- >Status
Active
- >Owner
Tech1 Tech2
- >Location
City/Country
- >Modules
1 2
- >Options +

PLATFORM PROFILE



- >Status
Active
- >Owner
Tech1 Tech2
- >Location
City/Country
- >Modules
1 2
- >Options +

Today, the challenge for many test managers has to do with the constant demands of software updates, keeping track of the equipment and ensuring that field technicians involved in network construction, maintenance or troubleshooting are properly equipped. Dealing with this is typically labor-intensive and mostly relies on individuals to take the appropriate actions to keep the process running.

Enter EXFO Connect, turning many actions into one.

EXFO Connect's Test Equipment Manager application centralizes the management of all EXFO test instruments; it functions as a repository for software loads, licenses and platform profiles to ensure that configurations are up-to-date and consistent throughout the entire equipment pool. With a periodic connection to the EXFO Connect hosted server, an automated process updates all the relevant platform information, captures the stored test data and downloads new software, options or configurations—without interfering with the technician's test routine. Simply put, from a technician's perspective it's just plug-and-go in one simple action: connect your platform, and let EXFO Connect take over.

With EXFO Connect, control is now in the hands of test managers. Using platform profiles, they can create customized configurations that will enable them to standardize their teams' instruments, ensuring that all EXFO test equipment is up-to-date according to their specifications. Additionally, EXFO Connect provides managers with a global view of their entire test fleet, giving them the detailed status of their gear.

EXFO Connect provides managers with a global view of their entire test fleet.



INCREASE PRODUCTIVITY

Test Equipment Manager presents the user with an array of critical information to help manage the EXFO test equipment. More specifically, it lists details about the platforms and modules, such as software versions, calibration date, FTB-Care status, as well as platform ownership. For the first time, managers now have all the information that they need to effectively track equipment and schedule software updates and equipment calibration.

TEST EQUIPMENT MANAGER

CENTRALIZE AND AUTOMATE INVENTORY MANAGEMENT

- › Platform/module allocation identification across departments
- › Configuration settings validation by platform and module
- › Repository for software loads and licenses
- › Platform profiles ensure consistent configurations across entire fleet

GENERATE REPORTS

- › Inventory reports
- › Licence renewal reports
- › Calibration due reports

EXAMPLE

1

Assign software load to test equipment

2

When test equipment connects to server, software is automatically pushed to the gear

3

Verify which platforms are updated

BENEFITS

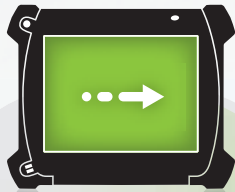
ENSURE ALL TEST EQUIPMENT IS UP-TO-DATE

according to each manager's specifications

PROVIDE A GLOBAL VIEW OF THE ENTIRE FLEET OF TEST EQUIPMENT

to understand the current status of the test tools, including platforms and modules

TEST DATA



- >Test name
- >Test type
 - ✓ OTDR
 - ✓ OSA
 - ✓ CD/PMD
 - ✓ BERT
 - ✓ Frame analyzer
 - ✓ EtherSAM
- >Job ID
- >Cable/fiber/circuit ID

TEST DATA



- >Test name
- >Test type
 - ✓ CD/PMD
 - ✓ BERT
- >Job ID
- >Cable/fiber/circuit ID



EXFO | C#connect



TEST DATA



- >Test name
- >Test type
 - ✓ OTDR
 - ✓ Frame analyzer
 - ✓ EtherSAM
- >Job ID
- >Cable/fiber/circuit ID

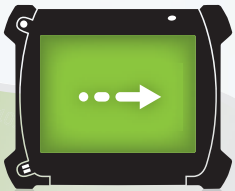
CENTRALIZE YOUR TEST DATA

TEST DATA



- >Test name
- >Test type
 - ✓ OTDR
 - EtherSAM
- >Job ID
- >Cable/fiber/circuit ID

TEST DATA



- >Test name
- >Test type
 - ✓ OTDR
 - ✓ OSA
 - ✓ Frame analyzer
 - ✓ EtherSAM
- >Job ID
- >Cable/fiber/circuit ID

Every day, technicians are out in the field performing a multitude of tests and generating vast amounts of test data and reports. Historically, there has been little control over how the test data was collected, archived and referenced for future use. In many cases, test data was simply lost due to the lack of a simplified process to deal with it all.

Enter EXFO Connect, facilitating test data aggregation.

EXFO Connect's Test Data Manager application allows you to take advantage of the investment you made in generating the test data and enables you to extract its value by providing a highly automated, secure and centralized environment that brings this test data within your reach.

With test results at their fingertips, EXFO Connect allows managers to use historical test data for future correlation to create birth certificates and even benchmarks. What's more, EXFO Connect ensures data security through database backup and storage, and maintains data integrity, while preventing tampering of test results.

EXFO Connect provides a highly automated, secure and centralized environment that brings test data within your reach.



STREAMLINE WORKFLOWS

Test Data Manager automatically uploads, consolidates and secures the test data generated by the testing instruments. It lets you gain quick access to test results by using different search criteria. Additionally, customized reports can then be built to correlate the test data across test runs or to any specification required, presenting detailed information on who ran the tests and when, as well as with original reports out of the platform—along with the test data that is directly input into the highly secure EXFO Connect database.

TEST DATA MANAGER

AUTOMATICALLY UPLOAD TEST DATA › Secure and centralize test data on server

DIRECTLY ACCESS AND SEARCH ANY TEST RESULTS BY...

- › Operator
- › Test type (OTDR, EtherSAM, etc.)
- › Hardware platform and hardware platform type
- › Date and time
- › Test-specific filters (e.g., cable ID and circuited ID)

COMPARE RESULTS ACROSS TEST RUNS › Has there been a degradation of the network and/or service over time?

EXAMPLE

1 Complete testing activities

2 Establish connection to EXFO Connect

3 All test data is automatically uploaded to the EXFO Connect server

BENEFITS

CONSOLIDATE TEST DATA
across entire company

DATA SECURITY
through database storage and backup

Test results
AT YOUR FINGERTIPS

MAINTAIN INTEGRITY
and prevent tampering of test results

BETTER INFORMATION. BETTER DECISION-MAKING.

EXFO Connect tracks and updates your EXFO test gear, while providing test data at your fingertips, allowing for quick access to all the equipment information as well as the raw data. With EXFO Connect, business intelligence improves process efficiencies, from build-out to maintenance, helping you keep the competitive edge with the right applications.

IMPROVE OPERATIONAL EFFICIENCIES

- › Zero-touch software upgrades
- › Automated test configuration distribution
- › Centralized visibility on T&M fleet

SIMPLIFY TEST DATA MANAGEMENT

- › Correlate test data from multiple sources
- › Centralize test data storage and easy access to test reports
- › Secure test data storage/backup

INTEGRATE WITH OSS STRATEGY

- › Open APIs for simplified integration with existing OSS





LEVERAGE THE POWER OF THE CLOUD

EXFO Connect offers 24/7 accessibility through a secure Internet connection—from any location. Its fast and simple implementation eliminates the need for local server installation, making way for reduced capital expenditure (CAPEX) costs. Additionally, EXFO Connect streamlines your operational expenditure (OPEX), thanks to its system-maintenance elements (i.e., backups, updates and security programs) included in its cost-effective subscription-based service offering.

With EXFO Connect, size doesn't matter. The cloud-hosted services of EXFO Connect are fully scalable and adaptable to meet the different needs of its customers—big or small. It provides customers with equal access to the services that allow them to benefit from its powerful applications and highly secure database. What's more, as the product offering evolves, EXFO Connect customers have immediate access to the latest product functions available—with no software upgrades required, the current version is always on.

EXFO Connect—make your data mean business.

Learn more about EXFO Connect at
EXFO.com/EXFOCONNECT



EXFO